

REV.	ECN	BY	CHK'D	REVISION
1	10997	JRS 6/15/99	AEP 6/15/99	REVISED ITEMS 9 & 10

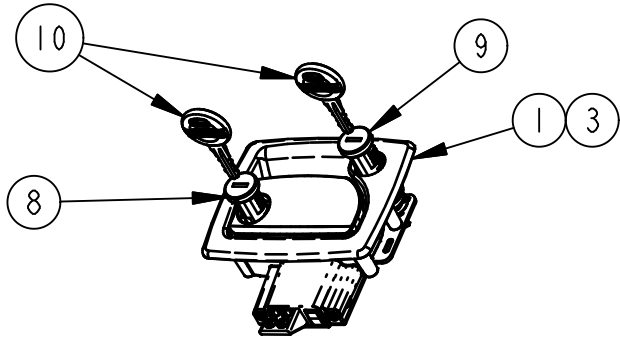
	12	-	JAMB, DOOR	1
	11	-	ASSY, DOOR, CURB SIDE, FWD HINGED	1
①	10	16169-02-XXXX	KEY, BTD, CORP, KS101, XXXX, BLACK	2
①	9	16012-02-XXXX	LKCYL, TD, KS101, XXXX, NO KEYS	1
	8	16014-0X-XXXX	LKCYL, TD, KS101, XXXX	1
	7	15554-01	SCR, TR, FLH, 8-32X.375	2
7	6	15555-01	SCR, TR, OVH, 8-32X.750	4
	5	11705-15	PLATE, STRIKE, DEADBOLT	1
	4	11704-15	COVER, EDGE, DOOR, DEADBOLT	1
	3	14824-01	GASKET	1
	2	15605-01	ASSY, COVER, PLATE/PADDLE W/KNOB	1
	1	15701-01	060-0251, LGB, W/DB, W/O LCK, SP, KI	1

NOTES:

- ① CUSTOMER KEY ORDERED BY CODE. LAST FOUR DIGITS OF PART NO. INDICATE CODE. AVAILABLE CODES ARE 1141 TO 1160.
- ② SCREWS SHOWN ARE FOR DOORS WITH 1.375-1.500 TOTAL THICKNESS. FOR DOORS WITH 1.250-1.375 TOTAL THICKNESS USE 15553-01 SCREWS.
- ③ PADDLE LOCKCYLINDER ORDERED BY CODE. LAST FIVE DIGITS OF PART NO. INDICATE IF LOCKCYLINDER IS MASTER KEYED AND CODE. 16014-01-XXXX LOCKCYLINDERS ARE MASTER KEYED, 16014-02-XXXX LOCKCYLINDERS ARE NOT. AVAILABLE CODES ARE 1141 TO 1160.
- ④ PART NO. SHOWN IS FOR CRS ZINC PLATED STRIKE. FOR STAINLESS STEEL STRIKE, USE PART NO. 15356-01.
- ⑤ PART NO. SHOWN IS FOR CRS ZINC PLATED COVER. FOR STAINLESS STEEL COVER, USE PART NO. 15357-01.
- ⑥ DEADBOLT LOCKCYLINDER ORDERED BY CODE. LAST FOUR DIGITS INDICATE CODE. AVAILABLE CODES ARE 1141 TO 1160. DEADBOLT LOCKCYLINDER IS NON MASTER KEYED.
- ⑦ FOR STAINLESS STEEL SCREWS FOR DOORS WITH 1.250-1.375 TOTAL THICKNESS USE PART NO. 15734-01.
- ⑧ FOR STAINLESS STEEL SCREWS TO MOUNT EDGE COVER (ITEM 4) USE PART NO. 15735-01.
- ⑨ SCREWS USED TO ASSEMBLE STRIKE PLATE (ITEM 5) TO DOOR JAMB (ITEM 12) ARE TO BE SUPPLIED BY THE CUSTOMER.

PRODUCT SUPPORT DRAWING
 Individual part dimensions are for reference only. Refer to individual part drawings for complete dimensions and specifications.

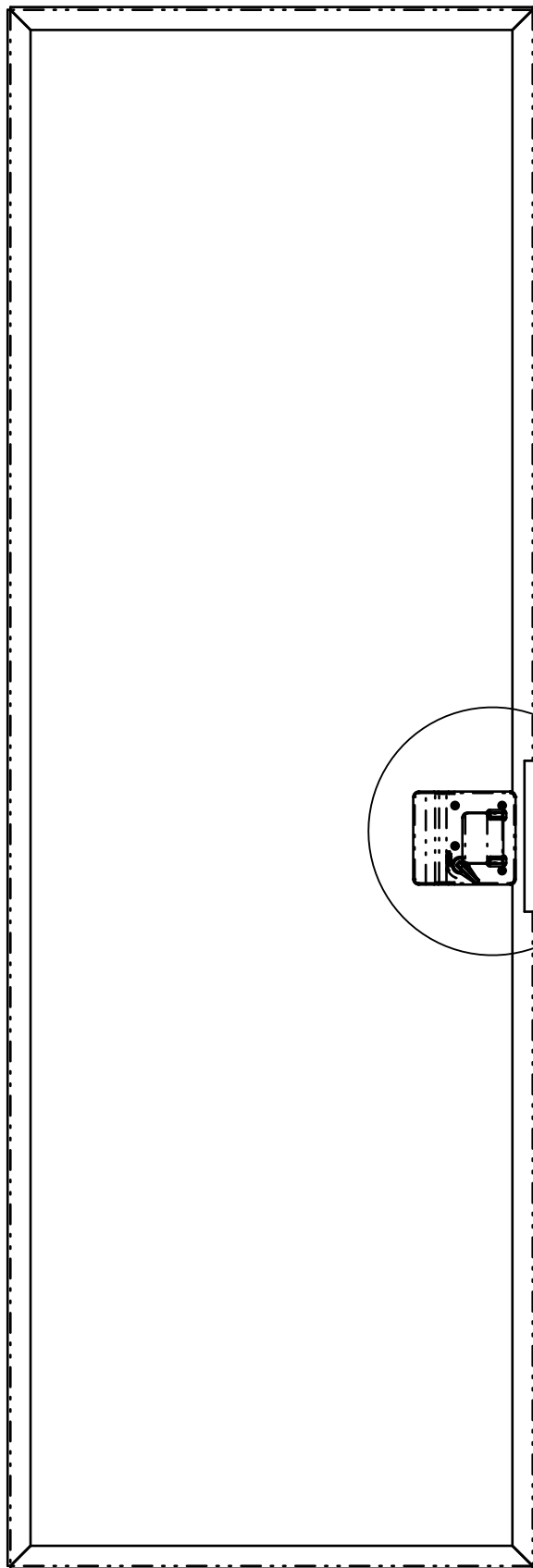
SHEET 1 OF 3



SCALE 0.250

DRAWN BY	BJP	11/20/98
CHK'D BY	CML	11/23/98
RLSE DATE	MLL	11/23/98

TYPICAL APPLICATION	
KEYONE TRVL TRLR ENTR DR	
SCALE	PART NAME
1:8	060-0251, 060-0251, DR, ENTR, CURB SIDE, FWD HINGED
REV.	PART NO.
1	TY060-0251B



INSIDE VIEW

SEE DETAIL A

PRODUCT SUPPORT DRAWING

Individual part dimensions are for reference only. Refer to individual part drawings for complete dimensions and specifications.

SHEET 2 OF 3

DRAWN BY	BJP	11/20/98
CHK'D BY	CML	11/23/98
RLSE DATE	MLL	11/23/98

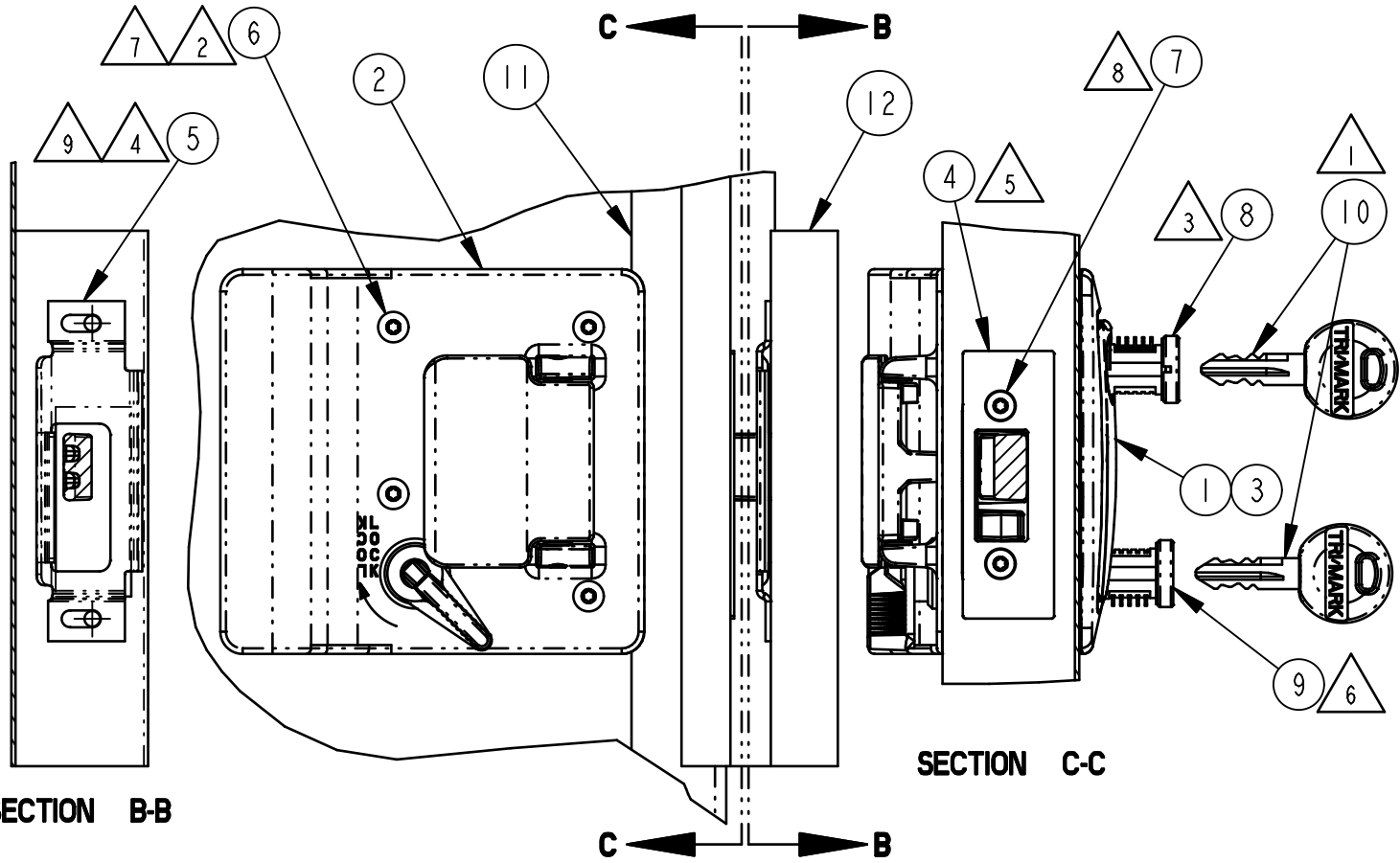
TYPICAL APPLICATION

TRAVEL TRAILER ENTRANCE DR

SCALE	PART NAME
1:8	060-0251, 060-0251, DR, ENTR, CURB SIDE, FWD HINGED

A

REV.	PART NO.
1	TY060-0251B



DETAIL A
SCALE 0.500

PRODUCT SUPPORT DRAWING
Individual part dimensions are for reference only. Refer to individual part drawings for complete dimensions and specifications.

SHEET 3 OF 3

DRAWN BY	BJP	11/20/98
CHK'D BY	CML	11/23/98
RLSE DATE	MLL	11/23/98

TYPICAL APPLICATION	
KEYONE TRVL TRLR ENTR DR	
SCALE	PART NAME
1:8	060-0251, 060-0251, DR, ENTR, CURB SIDE, FWD HINGED
REV.	PART NO.
1	TY060-0251B